



## NEW HOLLAND TDF Orchard Tractors

TD4020F | TD4030F | TD4040F





## NEW HOLLAND TDF ECO ORCHARD TRACTORS

Designed to fully satisfy customers with specialised needs such as orchards, olive groves, wide vineyards and full-field horticulture farms.

The new family of TD4000F tractors is the ideal solution for those customers working in specialised farming who need a simple, robust tractor, but with up-to-date features.







## POWER RANGE

Models	TD4020F	TD4030F	TD4040F
Max. engine power (hp)	65	78	88

New Holland TD4000F series is composed of three models, all with four-wheel drive as standard equipment and powered by proven Tier 3-emissionised four cylinder turbo charged / inter cooled New Holland F5C series engines.



Tailored range of orchard tractors to suit pergola grown kiwifruit or where low operating heights are required, available in 65, 78 and 88 horsepower. The end result is a low profile orchard tractor, with great ground clearance, that offers a very good power to weight ratio with the right wheel equipment to utilise it. Getting on and off this tractor is a breeze.

## NEW LOOK

Hood and operator's platform are designed for maximum forward visibility and minimum crop damage.






## VERSATILITY AND EASE-OF-USE FOR MAXIMUM PRODUCTIVITY



Suspended pedals and laterally mounted gearshift levers are standard equipment on all TD4000F models. All other controls are ergonomically well positioned, making them easy to use while reducing operator fatigue.



The independent PTO is available with two rated speeds: 540 and optional 540/540E rpm, which give to the TD4000F tractors their exceptional productivity.



Easy to clean dry air filter is located under the fully opening bonnet for ease of maintenance.



### INNOVATIVE 80 LITRE FUEL TANK

Besides allowing a full days work without the need to refuel, it also functions as an access step and a footrest: a patented feature of New Holland.





All New Holland TD4000F models have an impressive lift capacity of 3,000 kg at ball ends.




#### ADJUSTABLE STEERING COLUMN

Increases operator comfort and also allows the steering wheel to be positioned below bonnet height so as not to foul on low hanging branches and fruit.




#### LIFT-O-MATIC™

Ergonomic position on the right fender. Thumb and index finger control hitch raise and lower.



The standard 12x12 synchromesh transmission, with synchronised forward/reverse shuttle further increases the versatility of the TD4000F tractors, while the optional 20x12 creeper, providing minimum speeds down to 300 m/h at rated engine speed, is ideal for specific applications




Standard electro-hydraulic control of the four-wheel drive and differential-lock engagement through conveniently located switches.



MODELS	TD4020F	TD4030F	TD4040F
<b>New Holland Engine</b>	F5C	F5C	F5C
No. of cylinders / capacity / valves / emissions level	4 / 3200 / 2 / Tier 3	4 / 3200 / 2 / Tier 3	4 / 3200 / 2 / Tier 3
Aspiration	Turbocharged	Turbocharged	Turbocharged
Intercooler	●	●	●
Rated engine power ISO TR14396 - ECE R120 (kW/hp)	48/65	57 / 78	65 / 88
Rated engine speed (rpm)	2300	2300	2300
Max. torque ISO TR14396 (Nm@rpm)	290 @ 1250	330 @ 1250	352 @ 1300
Torque reserve (%)	46	39	30
Cooling method	Liquid	Liquid	Liquid
Air filter system with dust ejector	●	●	●
Fuel tank capacity (L)	80	80	80
Service interval (hrs)	500	500	500
<b>Transmission</b>			
<b>12x12 Synchro Shuttle™ transmission (40 kph)</b>	●	●	●
Minimum speed (40 kph) (km/h)	1.79	1.79	1.79
<b>20x12 Synchro Shuttle™ transm. [opt. creeper (40 kph)]</b>	○	○	○
Minimum speed with creeper (40 kph) (km/h)	0.32	0.32	0.32
<b>Front Axle</b>			
4WD front axles	●	●	●
Steering angle (°)	45	45	45
Axle oscillation (°)	10	10	10
Min. turn radius (mm)	3800	3800	3800
Electro hydraulic diff. lock and 4WD engagement	●	●	●
<b>Hydraulic system</b>			
Standard pump flow (Lpm)	45	45	45
Mechanical draft control	●	●	●
Lower link draft sensing	●	●	●
Lift-O-Matic™ system	●	●	●
Continuous lift capacity through the range (610 mm behind the ball bar ends) (kg)	1780	1780	1780
Max. lift capacity at ball ends with arms horizontal (kg)	3000	3000	3000
Rear linkage category	I & II	I & II	I & II
<b>PTO</b>			
Mechanical PTO engagement	●	●	●
Ground speed	●	●	●
540 / 540E	●	●	●
Front PTO (1000 rpm)	○	○	○
<b>Operator environment</b>			
Suspended platform (with ROPS)	●	●	●
Comfort suspension seat	●	●	●
Lateral levers	●	●	●
<b>Weights</b>			
Min. weights (kg)	2670	2670	2670
Max. permissible weight (kg)	4000	4000	4000

MODELS		TD4020F	TD4030F	TD4040F
<b>Dimensions</b>				
With rear tyre size		360/70R24	360/70R24	360/70R24
A - Wheelbase	(mm)	2063	2063	2063
B - Overall length	(mm)	3940	3940	3940
C - Min. overall width	(mm)	1508	1528	1528
D - Height to top of ROPS (Up / Down)**	(mm)	2207 / 1472	2227 / 1492	2277 / 1542
E - Height to top of fender	(mm)	1150	1170	1220
F - Height to top of bonnet	(mm)	1295	1316	1365
G - Height to operator seat	(mm)	1124	1144	1194
H - Ground clearance	(mm)	211	232	281
I - Front wheel track setting (Min. / Max.)	(mm)	1225 / 1319	1245 / 1351	1189 / 1487
I - Rear wheel track setting (Min. / Max.)	(mm)	1148 / 1513	1148 / 1513	1148 / 1659

● Standard    ○ Optional    \*Conditions Apply



# NEW HOLLAND TOP SERVICE: CUSTOMER SUPPORT AND CUSTOMER INFORMATION



**TOP AVAILABILITY.**  
If you need additional information, please call your local New Holland dealer for advice.



**TOP SPEED.**  
Express parts delivery: when you need it, where you need it!



**TOP PRIORITY.**  
Fast-track solution during the season: because your harvest can't wait!



**TOP SATISFACTION.**  
We drive and track the solution you need, keeping you informed: until you are 100% satisfied!

**For more details, ask your New Holland dealer!**



AT YOUR OWN DEALER

Visit our web site [www.newholland.co.nz](http://www.newholland.co.nz)

The data indicated in this folder are approximate. The models described here can be subjected to modifications without any notice by the manufacturer. The drawings and photos may refer to equipment that is either optional or intended for other countries. Please apply to our Sales Network for any further information. Published by New Holland Brand Communications. Bts Adv. - Printed in New Zealand - 09/14 - TP01 - (Turin) - 1R9105/NZ